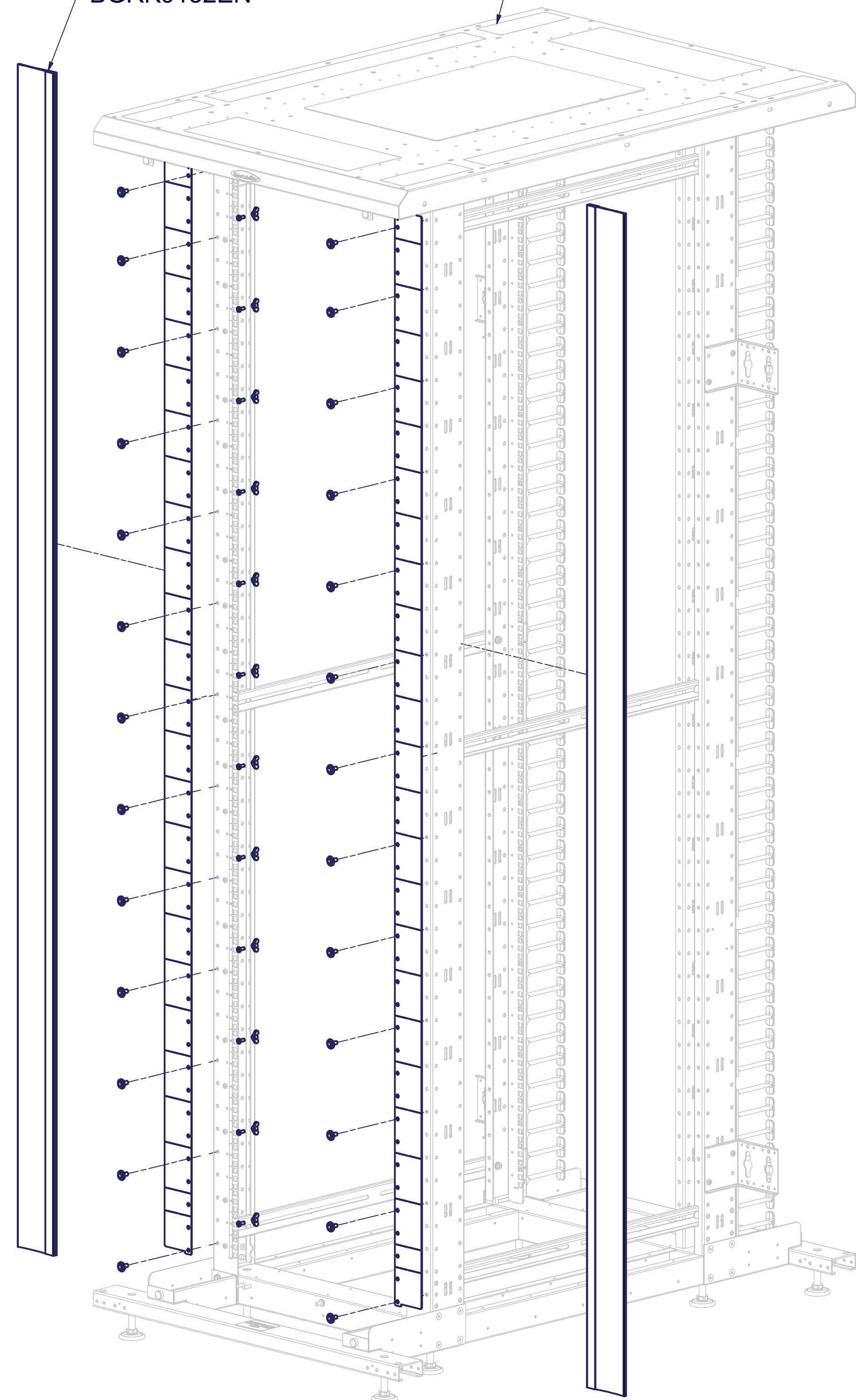


REVISION HISTORY			
REV	DESCRIPTION	DATE	APPROVED
0	ECO-06641	7/28/2015	DJH
1	ECO-06798	3/10/2016	VL

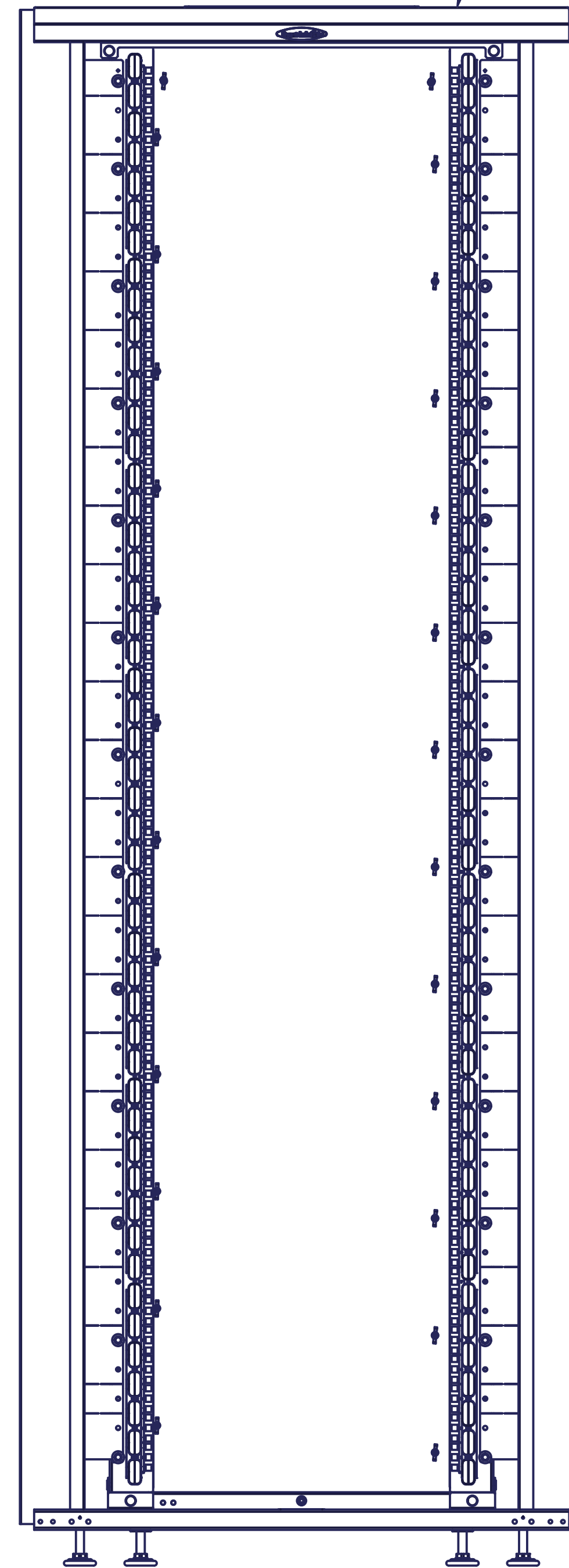
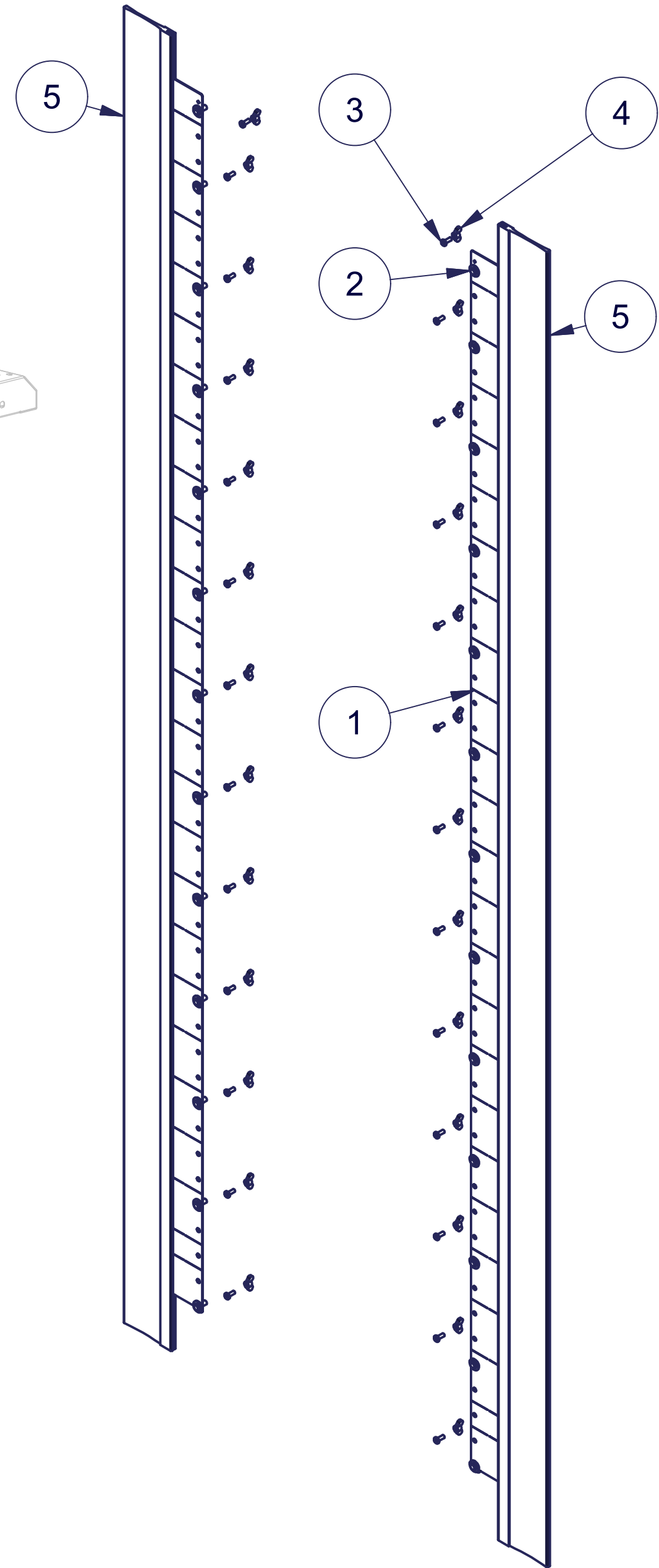
Bill of Material						
ITEM	PART NUMBER	STOCK #	QTY	DESCRIPTION	FILE NAME	Rev
1	I024770		2	VERTICAL BRACKET FOR 91"H x 32"W RAIL KIT	I024770.ipt	0
2		H31-022	26	PANEL FASTENER, TUFLOK, ITW-FASTEX. OR EQUIV.	30063008-05004D.ipt	-
3		H01-078	26	SCREW, 10-32x1/2" PH PAN TYPE 23 BLACK ZINC RoHS	H01-078.ipt	-
4		H02-004	26	#10-32 WING NUT 2ZN36616	10-32WING.ipt	-
5	H48-003-90.50	H48-003-90.50	2	BRUSH STRIP, FLEXIBLE PVC, 3" TRIM, 90.5"LG. (TANIS INC.)	H48-003-90.50 .ipt	0

REF - 91"H x 32"W 'EN' ENLCOSURE

BGRK9132EN



REF - 91"H x 32"W 'EN' ENLCOSURE



FRONT VIEW

SPECIAL NOTES: ¹

- 1) REFER TO PURCHASE ORDER - SPECIAL REQUIREMENTS MAY APPLY!
- 2) CUT BRUSH STRIPS TO LENGTHS SHOWN AND QUANTITIES SHOWN.
- 3) CREATE A HARDWARE PACK FOR ITEMS # 2 THRU 5 (REF PAC-439)
- 4) DO NOT WRAP ANY SHEET METAL PARTS OR BRUSH PIECES AS IT COULD DAMAGE BRISTLES OR BEND VERTICAL MOUNTING PLATES.
- 5) EVENLY LAYER BGRK KITS ON SKID W/ FULL SHEET OF FOAM OR CARDBOARD SEPARATING ONE KIT FROM ANOTHER. (GLCC WILL USE THIS AS AN INDICATOR FOR A COMPLETE KIT)
- 6) WRAPPING COMPLETE SKID IS ACCEPTABLE.

¹ ALL NOTES RE-WRITTEN & REORGANIZED

INTERPRET DRAWING PER ASME Y14.5M-1994
 DIMENSIONAL LIMITS APPLY AFTER APPLICATION OF FINISH
 DRAWING NOT TO SCALE
 TOLERANCE UNLESS OTHERWISE NOTED:
 ANGULAR +/- .1"
 .XXXX +/- .010
 .XXX +/- .015
 .XX +/- .030
 .X FOR REF. ONLY

NOTICE:

Use of this document is subject to a confidentiality and nondisclosure agreement with Great Lakes Case & Cabinet Co., Inc. (GLCC) and may not be reproduced, disclosed or utilized in whole or in part without prior written authorization from GLCC.

PART NUMBER:
BGRK9132ENX100
 MATERIAL TYPE:
 -
 MATERIAL GAUGE:
 -
 FINISH:
 -
 DRAWN: DJH
 CHECKED & APP.:

TITLE
BRUSH GROMMET RAIL KIT FOR 91"H x 32"W EN
 GREAT LAKES CASE & CABINET CO., INC.
 P.O. BOX 551 EDINBORO, PA 16412
 PHONE (814) 734-7303 FAX (814) 734-3907
 E-MAIL glcc@greatcabinets.com

EST. WEIGHT:
 N/A
 THIRD ANGLE PROJECTION

UNLESS OTHERWISE SPECIFIED ALL DIMENSIONS ARE IN INCHES

DWG NO:
1024769
 REV
1
 SHEET: 1 OF 1