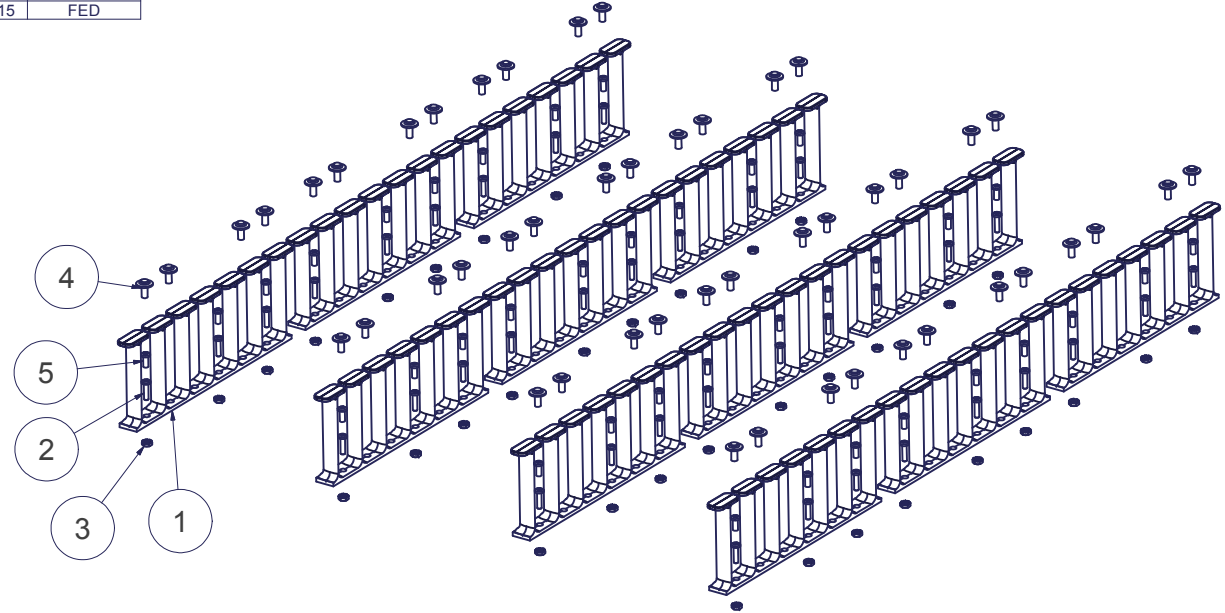
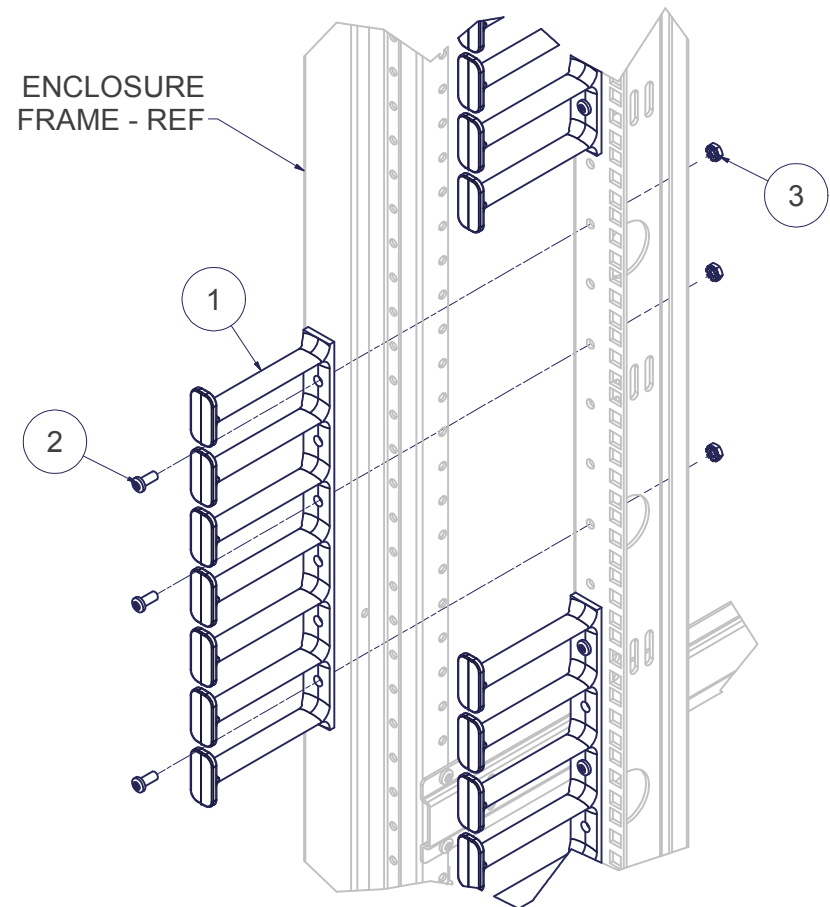


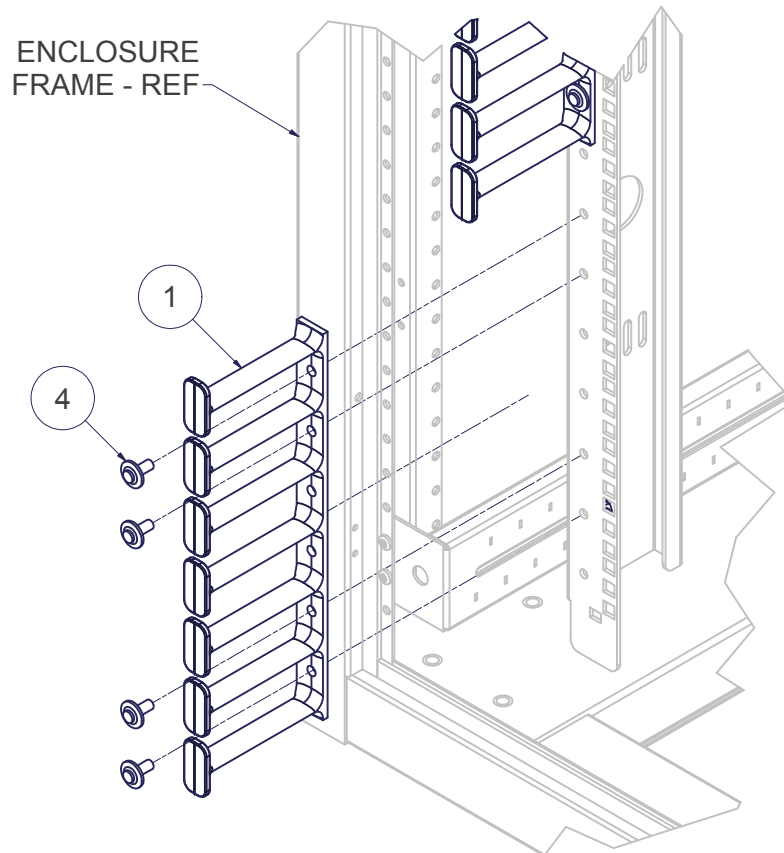
REVISION HISTORY			
REV	DESCRIPTION	DATE	APPROVED
0	ECO-03280	7/15/2011	FED
1	ECO-03457	12/29/11	CD
2	ECO-06509	3/19/2015	FED



THE ITEMS ABOVE COMPRISE (1) KIT



PREFERRED MOUNTING METHOD
FIT AT INITIAL INSTALLATION USING
THE SCREWS & NUTS INDICATED

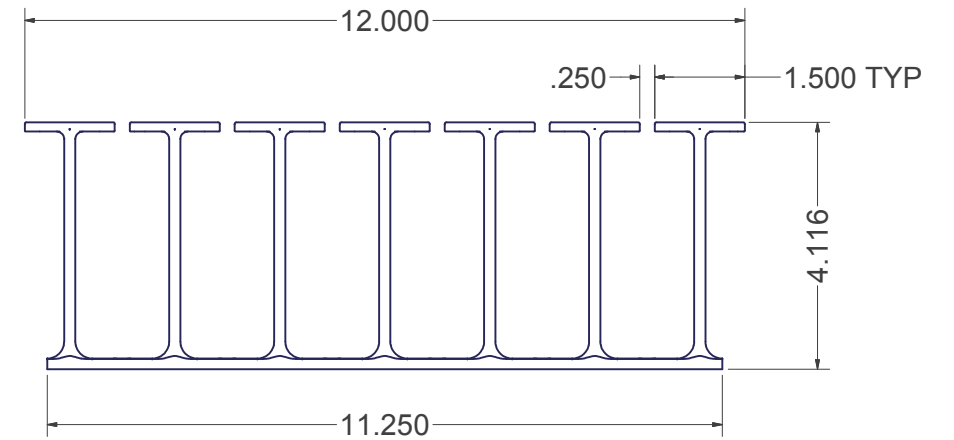


ALTERNATE MOUNTING METHOD
FITS EXISTING INSTALLATIONS WHERE
ACCESS IS LIMITED USING PUSH PINS
FROM THE FRONT AS SHOWN

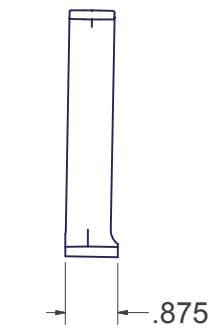
Bill of Material						
ITEM	PART NUMBER	STOCK NUMBER	QTY	DESCRIPTION	FILE NAME	REV
1	CM47		12	4"DEEP x 7 RMU PLASTIC FINGER CABLE MANAGEMENT	I013299.ipt	3
2		H01-265	36	#10-32 x 3/4" L PAN HEAD PHIL MS, BLACK	H01-265.ipt	-
3		H02-001	36	#10-32 KEPS NUT, ZINC RoHS (10/32NUT)	H02-001.iam	-
4		H31-022	48	PANEL FASTENER, TUFLOK, ITW-FASTEX, OR EQUIV.	30063008-05004D.ipt	-
5		H01-085	36	SCREW 12-24 x 1/2" L PPH T23 RBZ (SEE NOTE 2)	H01-085.ipt	-



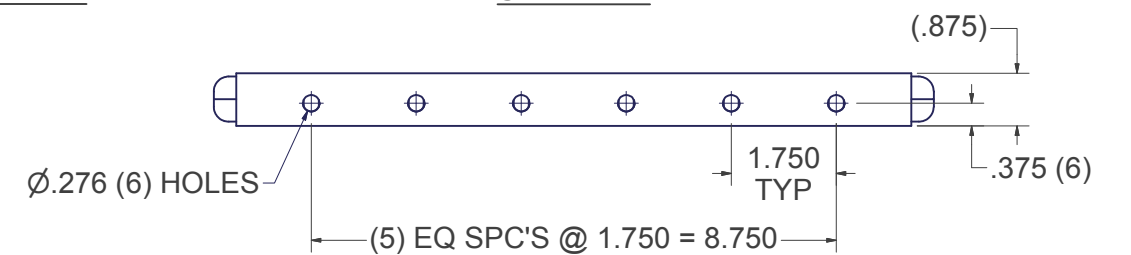
TOP VIEW



SIDE VIEW



END VIEW



DETAIL OF TYPICAL PLASTIC CABLE MANAGER (CM-47)

NOTES:

- 1) ITEMS 1 THRU 5 TO BE PACKAGED SEPARATELY IN PLASTIC BAGS AND BUNDLED AS PART OF A KIT w/ INSTRUCTIONS.
- 2) NOT ALL HARDWARE WILL BE USED DURING FINAL INSTALLATION. ADDITIONAL HARDWARE ARE INCLUDED FOR MULTIPLE MOUNTING LOCATION OPTIONS AS REQUIRED.

EST. WEIGHT :
3.64 lbmass

THIRD ANGLE
PROJECTION

INTERPRET DRAWING PER ASME Y14.5M-1994
DIMENSIONAL LIMITS APPLY
AFTER APPLICATION OF FINISH
DRAWING NOT TO SCALE
TOLERANCE UNLESS OTHERWISE NOTED:
ANGULAR +/- .1"
.XXXX +/- .010
.XXX +/- .015
.XX +/- .030
.X FOR REF. ONLY
UNLESS OTHERWISE SPECIFIED
ALL DIMENSIONS ARE IN INCHES

NOTICE:

Use of this document is subject to a confidentiality and nondisclosure agreement with Great Lakes Case & Cabinet Co., Inc. (GLCC) and may not be reproduced, disclosed or utilized in whole or in part without prior written authorization from GLCC.

PART NUMBER:
ESC-K12
QTY PER UNIT:
1
MATERIAL TYPE:
PURCHASED
MATERIAL GAUGE:
SEE DETAILS
FINISH:
AS SUPPLIED
DRAWN
FED 7/14/2011
CHECKED & APP.
WSS DATE 7/15/2011

TITLE
CABLE MANAGEMENT KIT FOR 78"H OR 84"H
'E', 'ES', 'EN' ENCLOSURES (FRONT OR REAR)
GREAT LAKES CASE & CABINET CO., INC.
P.O. BOX 551 EDINBORO, PA 16412
PHONE (814) 734-7303 FAX (814) 734-3907
E-MAIL glcc@greatcabinets.com
DWG NO:
1014367
REV
2
SHEET: 1 OF 1