

**GL84CL2MM**

INTERPRET DRAWING PER ASME Y14.5M-1994  
 DIMENSIONAL LIMITS APPLY  
 AFTER APPLICATION OF FINISH  
 DRAWING NOT TO SCALE  
 TOLERANCE UNLESS OTHERWISE NOTED:  
 ANGULAR +/- .1°  
 .XXX +/- .010  
 .XX +/- .015  
 .X FOR REF. ONLY  
 UNLESS OTHERWISE SPECIFIED  
 ALL DIMENSIONS ARE IN INCHES

**NOTICE:**  
 Use of this document is subject to a confidentiality and nondisclosure agreement with Great Lakes Case & Cabinet Co., Inc. (GLCC) and may not be reproduced, disclosed or utilized in whole or in part without prior written authorization from GLCC.

PART NUMBER:  
**GL84CL2MM**  
 QTY PER UNIT: 1  
 MATERIAL TYPE: CRS  
 MATERIAL GAUGE: VARIES  
 FINISH: BLACK POWDER COAT  
 DRAWN: JAL DATE: 9/22/2009  
 CHECKED & APP: WSS DATE: 5/5/2011

TITLE: **COMPLETE 2 COMPARTMENT CO-LOCATION ENCLOSURE; MESH FRONT & REAR DOORS**  
 GREAT LAKES CASE & CABINET CO., INC.  
 P.O. BOX 551 EDINBORO, PA 16412  
 PHONE (814) 734-7303 FAX (814) 734-3907  
 E-MAIL glcc@greatcabinets.com  
 DWG NO.: **GL84CL2MM**  
 REV: -  
 SHEET: 1 OF 3



8 7 6 5 4 3 2 1

FULLY ADJUSTABLE 19"EIA  
EQUIPMENT RAILS, 3/8" SQ.

PERIMETER VENTED MESH DOOR

CABLE MANAGEMENT RACEWAYS  
SECURE FROM EACH COMPARTMENT  
(CABLE ENTRY FROM TOP SHOWN)

PERIMETER VENTED MESH DOOR

36.8 = 21 RMU  
(PER COMPARTMENT)

84.0

FRONT VIEW

28.0

RIGHT SIDE VIEW  
SIDE PANELS REMOVED  
FOR CLARITY  
DEPTH (SEE TABLE)

REAR VIEW

NETWORKING HOLES FOR  
OPTIONAL #G101 HARDWARE

FRONT VIEW  
DOORS REMOVED FOR CLARITY

ENCLOSURE DEPTHS	
PART NUMBER	DEPTH
GL8436CL2MM	36 IN
GL8442CL2MM	42 IN
GL8448CL2MM	48 IN

INTERPRET DRAWING PER ASME Y14.5M-1994  
DIMENSIONAL LIMITS APPLY  
AFTER APPLICATION OF FINISH  
DRAWING NOT TO SCALE  
TOLERANCE UNLESS OTHERWISE NOTED:  
ANGULAR +/- .1°  
.XXXX +/- .010  
.XXX +/- .015  
.XX +/- .030  
.X FOR REF. ONLY

**NOTICE:**  
Use of this document is subject to a confidentiality and nondisclosure agreement with Great Lakes Case & Cabinet Co., Inc. (GLCC) and may not be reproduced, disclosed or utilized in whole or in part without prior written authorization from GLCC.

PART NUMBER: <b>GL84CL2MM</b>	TITLE <b>COMPLETE 2 COMPARTMENT CO-LOCATION ENCLOSURE; MESH FRONT &amp; REAR DOORS</b>
QTY PER UNIT: 1	GREAT LAKES CASE & CABINET CO., INC. P.O. BOX 551 EDINBORO, PA 16412 PHONE (814) 734-7303 FAX (814) 734-3907 E-MAIL glcc@greatcabinets.com
MATERIAL TYPE: CRS	
MATERIAL GAUGE: VARIES	
FINISH: BLACK POWDER COAT	
DRAWN JAL	DATE 9/22/2009
CHECKED & APP. WSS	DATE 5/5/2011

DWG NO: <b>GL84CL2MM</b>	REV -	SHEET: 2 OF 3
-----------------------------	----------	---------------



THIRD ANGLE  
PROJECTION

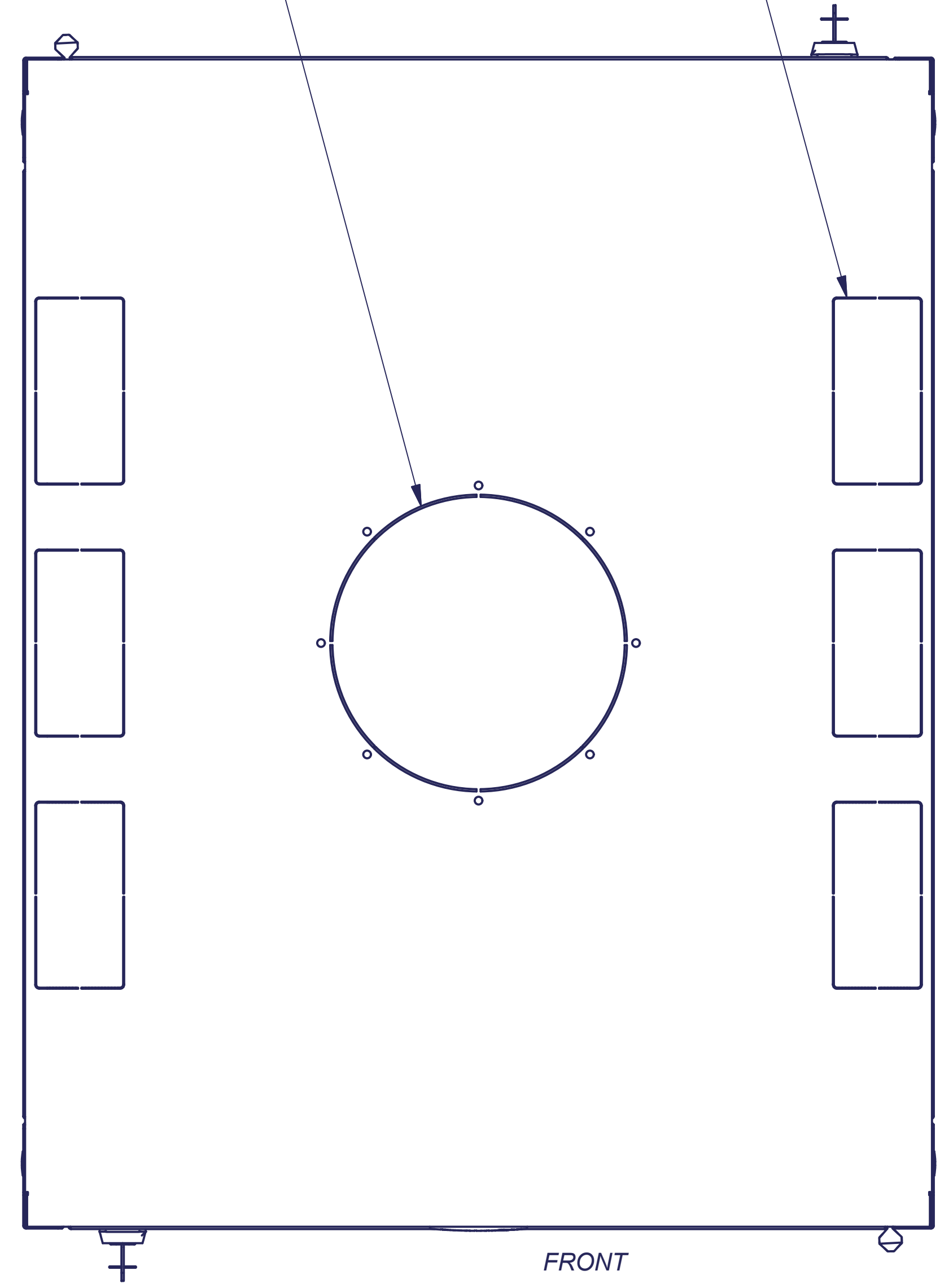
UNLESS OTHERWISE SPECIFIED  
ALL DIMENSIONS ARE IN INCHES

8 7 6 5 4 3 2 1



KNOCKOUT FOR OPTIONAL  
550 CFM EXHAUST FAN, 110 VAC  
PART# 7217-10

CABLE ACCESS KNOCKOUTS (6)  
5.75" x 2.75" EACH



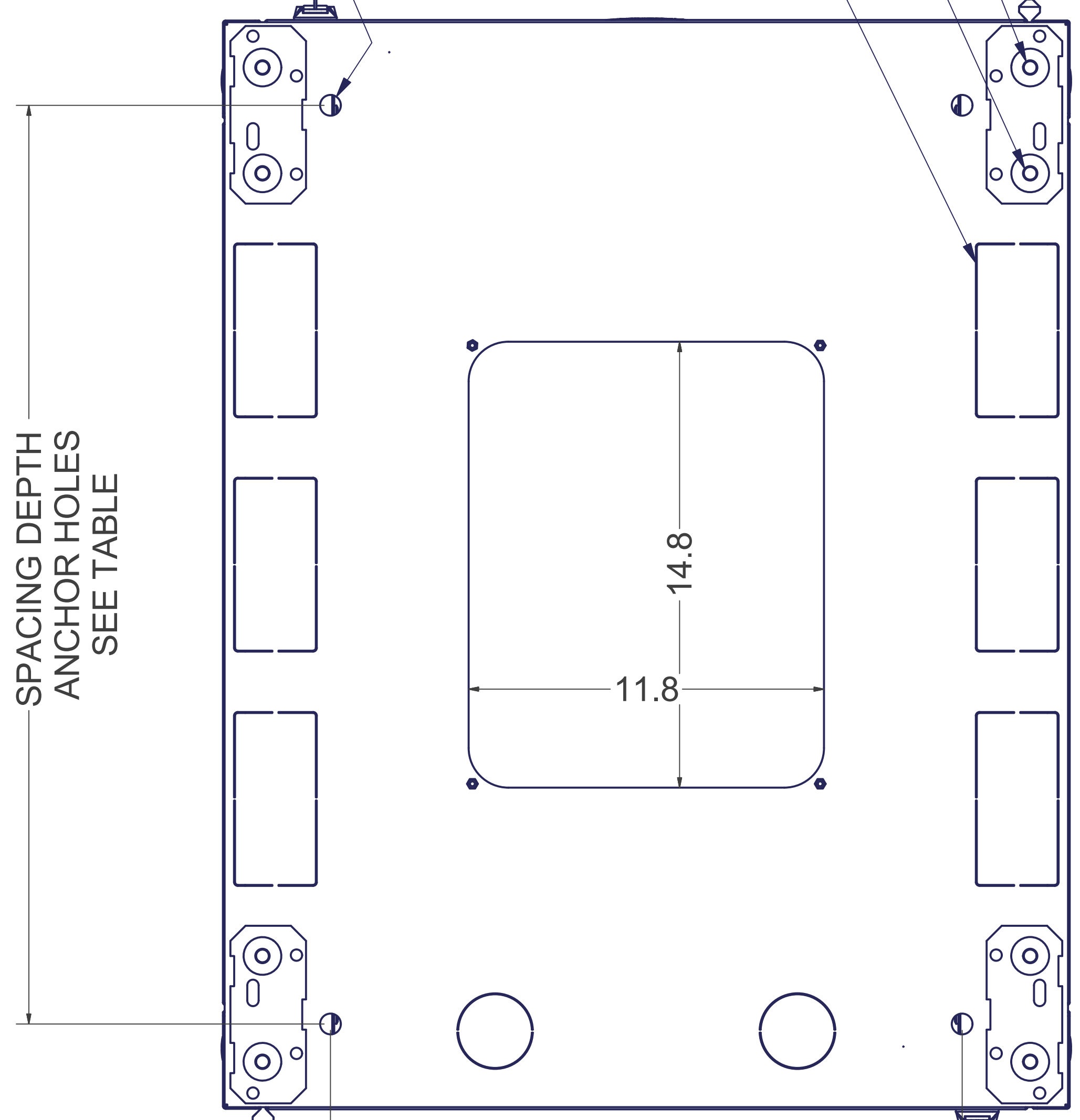
FRONT  
TOP VIEW

1/2"-13 THREADED HOLE FOR LEVELERS

1/2"-13 THREADED HOLE FOR CASTERS

Ø.687 THRU  
FOR ANCHORING

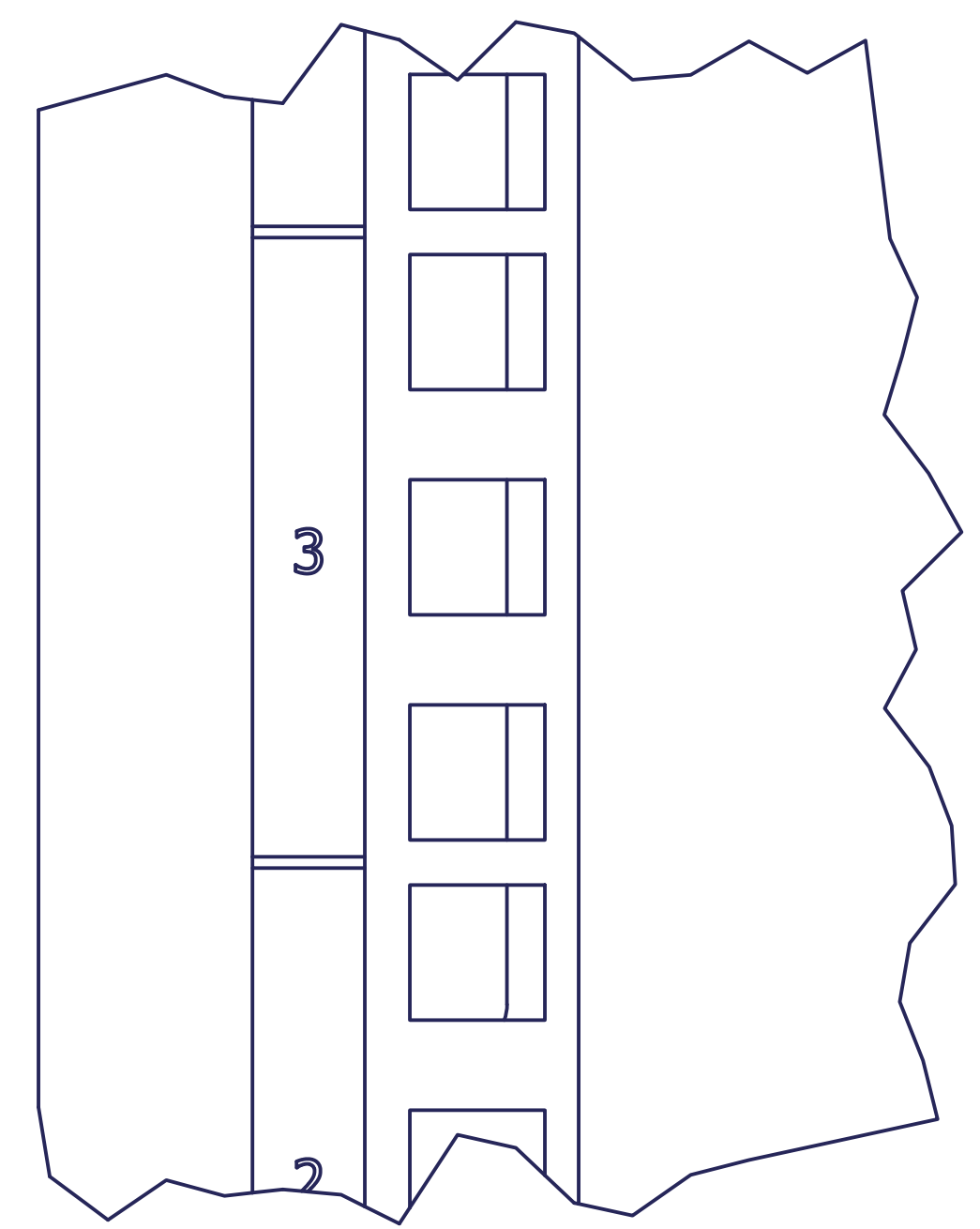
CABLE ACCESS KNOCKOUTS (6)  
5.75" x 2.75" EACH



REAR  
BOTTOM VIEW

SPACING DEPTH  
ANCHOR HOLES  
SEE TABLE

ENCLOSURE ANCHOR HOLE SPACING	
PART NUMBER	SPACING DEPTH
GL8436CL2MM	30.4 IN
GL8442CL2MM	36.4 IN
GL8448CL2MM	42.4 IN



DETAIL A

INTERPRET DRAWING PER ASME Y14.5M-1994  
DIMENSIONAL LIMITS APPLY  
AFTER APPLICATION OF FINISH  
DRAWING NOT TO SCALE  
TOLERANCE UNLESS OTHERWISE NOTED:  
ANGULAR +/- .1"  
.XXXX +/- .010  
.XXX +/- .015  
.XX +/- .030  
.X FOR REF. ONLY

**NOTICE:**

Use of this document is subject to a confidentiality and nondisclosure agreement with Great Lakes Case & Cabinet Co., Inc. (GLCC) and may not be reproduced, disclosed or utilized in whole or in part without prior written authorization from GLCC.

PART NUMBER:  
**GL84CL2MM**  
QTY PER UNIT: 1  
MATERIAL TYPE: CRS  
MATERIAL GAUGE: VARIES  
FINISH: BLACK POWDER COAT  
DRAWN: JAL DATE: 9/22/2009  
CHECKED & APP: WSS DATE: 5/5/2011

TITLE  
**COMPLETE 2 COMPARTMENT CO-LOCATION ENCLOSURE; MESH FRONT & REAR DOORS**  
GREAT LAKES CASE & CABINET CO., INC.  
P.O. BOX 551 EDINBORO, PA 16412  
PHONE (814) 734-7303 FAX (814) 734-3907  
E-MAIL glcc@greatcabinets.com



THIRD ANGLE PROJECTION  
UNLESS OTHERWISE SPECIFIED  
ALL DIMENSIONS ARE IN INCHES

DWG NO: **GL84CL2MM** REV: - SHEET: 3 OF 3