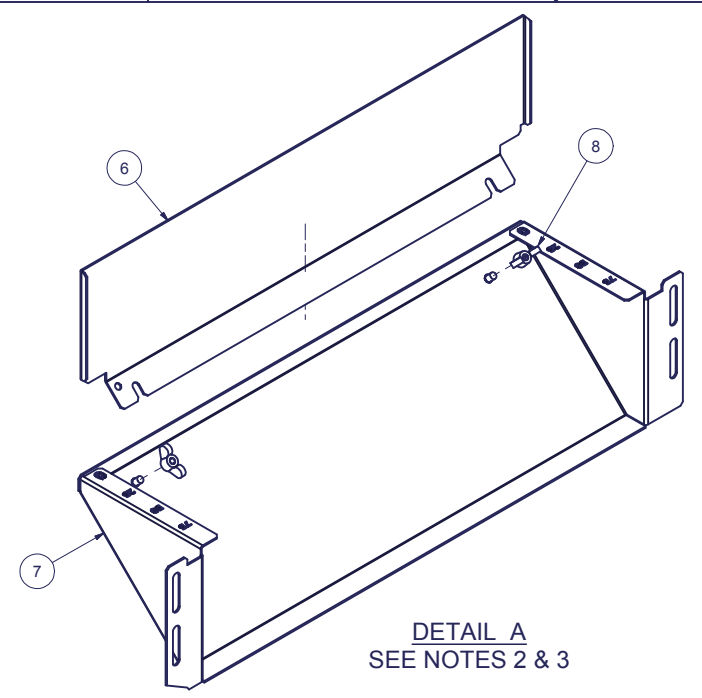
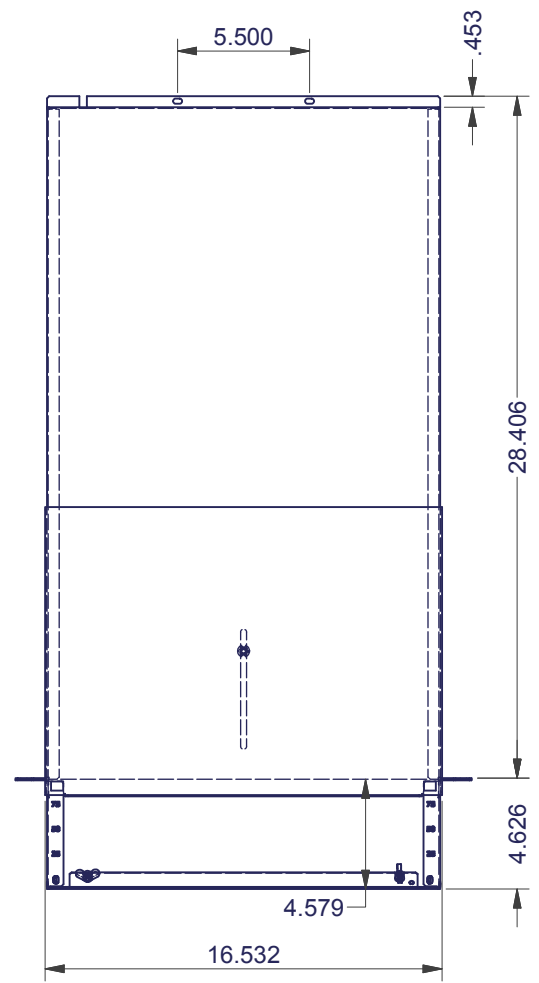
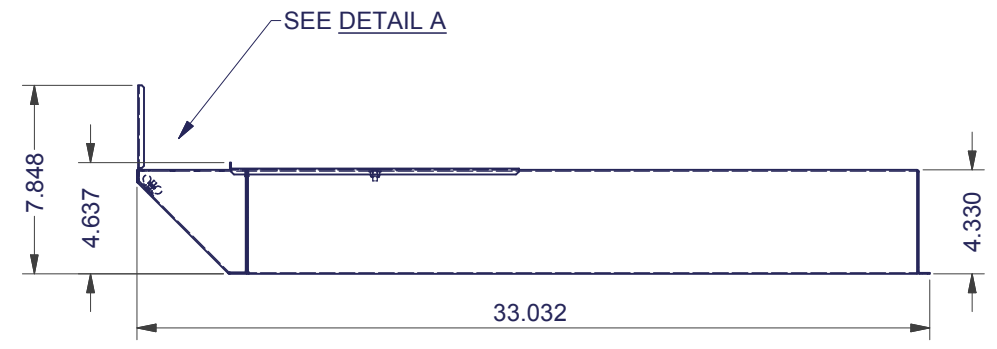
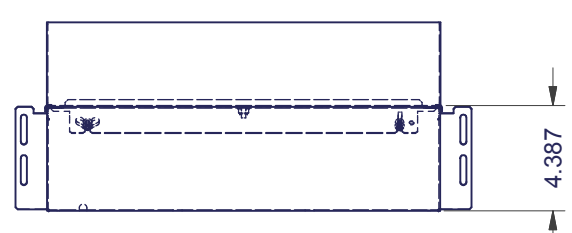
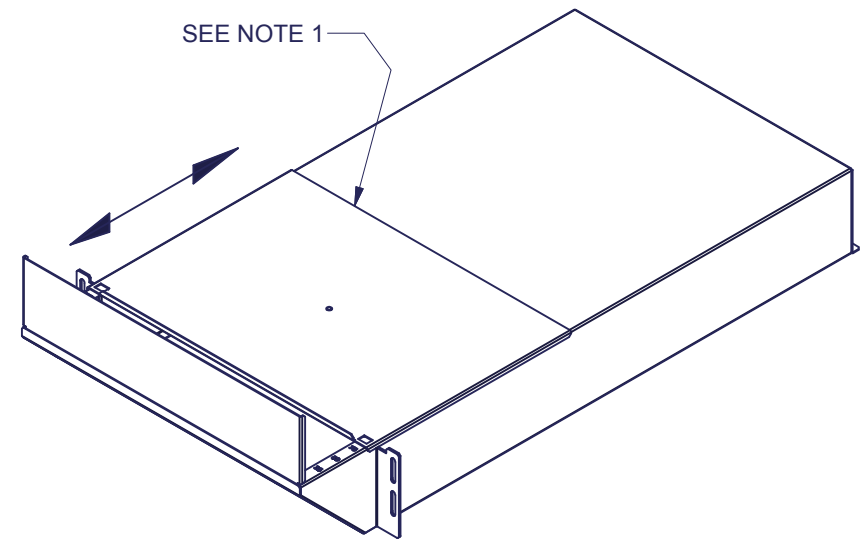


| REVISION HISTORY | | | |
|------------------|-------------|-----------|----------|
| REV | DESCRIPTION | DATE | APPROVED |
| 0 | ECO-03263 | 6/22/2011 | FED |

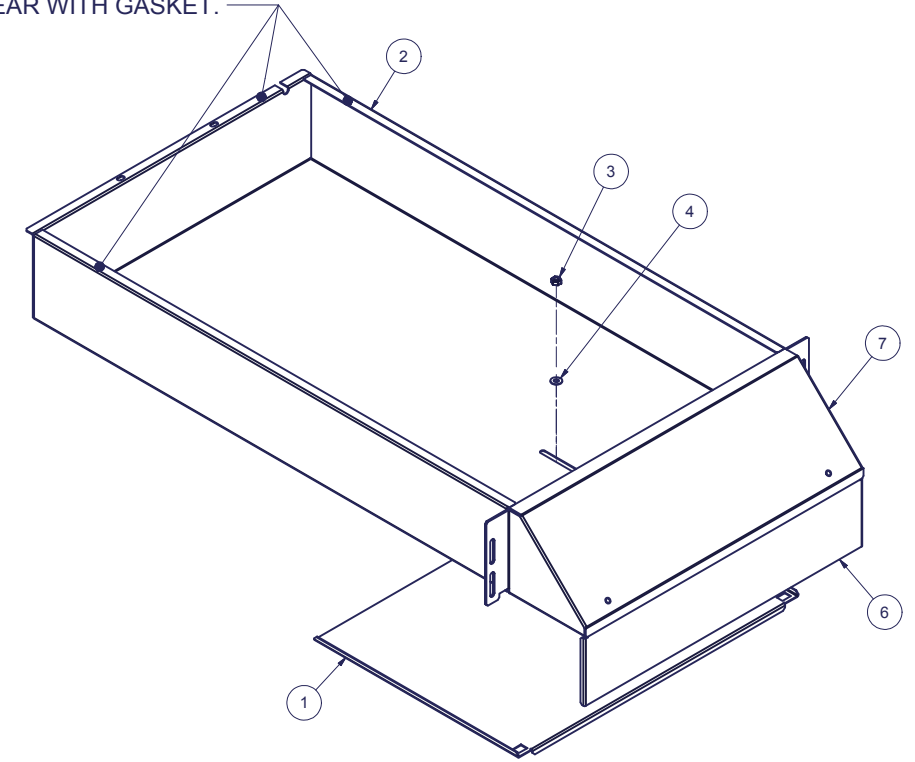
| Bill of Material | | | | | | |
|------------------|----------------|----------|-----|---|------------------|----------|
| ITEM | PART NUMBER | STOCK NU | QTY | DESCRIPTION | FILE NAME | REVISION |
| 1 | | | 1 | BOTTOM AIR DIVERTER, ADJUSTMENT PLATE DETAIL. | I005365.iam | 2 |
| 2 | | | 1 | BOTTOM AIR DIVERTER, TOP COVER DETAIL | I014300.ipt | 0 |
| 3 | 10-32STOPNUT | H02-005 | 1 | 10-32 ELASTIC STOP NUT, 22N3687 | 10-32STOPNUT.ipt | - |
| 4 | 10ZNWSHR | | 1 | #10 ZINC PLATED WASHER | 10ZNWSHR.ipt | - |
| 5 | 0.500 x 0.0625 | | 6 | 1/16" x 1/2" NEOPRENE GASKET WITH PSA | | |
| 6 | | | 1 | BOTTOM AIR DIVERTER, VERTICAL AIR GUIDE | I007935.ipt | 0 |
| 7 | | | 1 | BOTTOM AIR DIVERTER, FRONT DEFLECTOR PLATE | I014301.iam | 0 |
| 8 | 10/32WING | H02-004 | 2 | #10-32 WING NUT 22N36616 | 10-32WING.ipt | - |



DETAIL A
SEE NOTES 2 & 3



PLACE GASKET 0.500 x 0.0625 ONLY ON (3) BOTTOM FLANGES OF TOP COVER (ITEM #2) AS SHOWN. DO NOT COVER NOTCHES ON REAR WITH GASKET.



NOTES:

- 1) ASSEMBLE ITEMS #1 & #2 TOGETHER WITH WASHER & NUT. BE SURE THAT THE COVER PANEL IS FREE TO TRAVEL AFTER THE NUT IS INSTALLED.
- 2) PLACE THE FRONT DEFLECTOR & PLATE, ITEMS #6, #7 & #8 IN THERE SPEARATE PLASTIC BAG & TAPE SHUT.
- 3) PLACE THE SUB-ASSEMBLY & THE FRONT DEFLECTOR AND PLATE IN ANOTHER LARGER PLASTIC BAG & TAPE SHUT.

INTERPRET DRAWING PER ASME Y14.5M-1994
DIMENSIONAL LIMITS APPLY AFTER APPLICATION OF FINISH
DRAWING NOT TO SCALE
TOLERANCE UNLESS OTHERWISE NOTED:
ANGULAR +/- 1'
.XXXX +/- .010
.XXX +/- .015
.XX +/- .030
.X FOR REF. ONLY

NOTICE:
Use of this document is subject to a confidentiality and nondisclosure agreement with Great Lakes Case & Cabinet Co., Inc. (GLCC) and may not be reproduced, disclosed or utilized in whole or in part without prior written authorization from GLCC.

PART NUMBER: ADHFESX100
QTY PER UNIT: 1
MATERIAL TYPE: CRS
MATERIAL GAUGE: SEE DETAILS
FINISH: POWDER COAT
DRAWN: FED
CHECKED: WSS
DATE: 6/22/2011

TITLE: HIGH FLOW AIR DIVERTER ASSEMBLY, 19" EIA, FOR 78"H & 84"H "ES" SERVER ENCLOSURES
Great Lakes case & cabinet co., inc
P.O. BOX 551 EDINBORO, PA 16412
PHONE (814) 734-7303 FAX (814) 734-3907 E-MAIL: glcc@greatcabinets.com
DWG NO: 1014299
REV: 0
SHEET 1 OF 1

THRID ANGLE PROJECTION