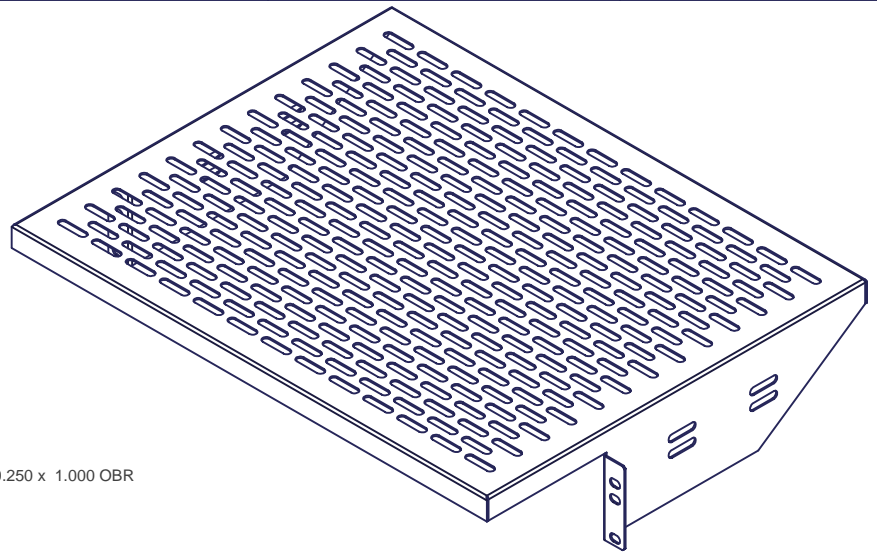
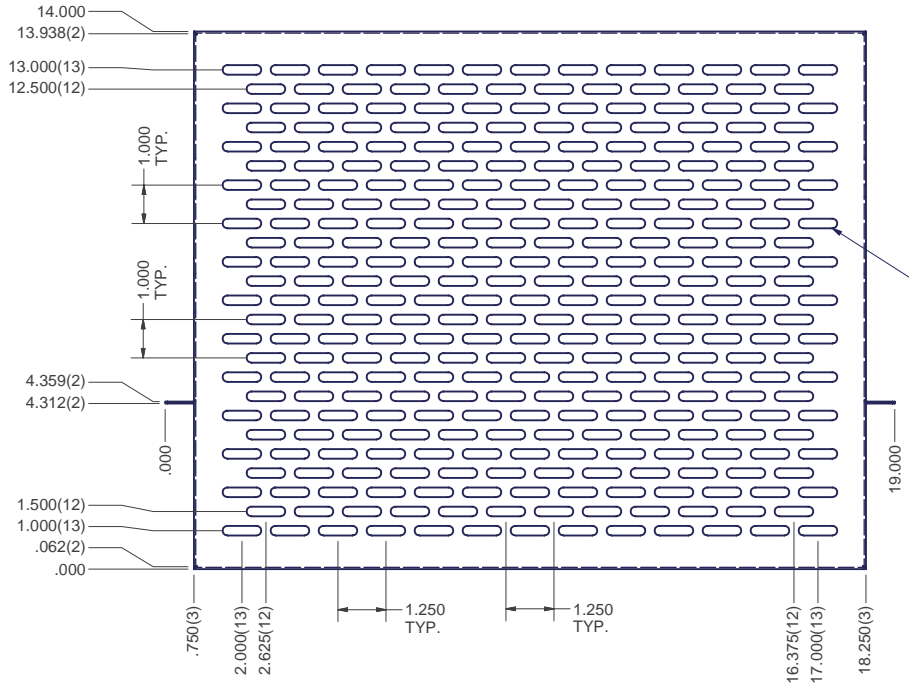
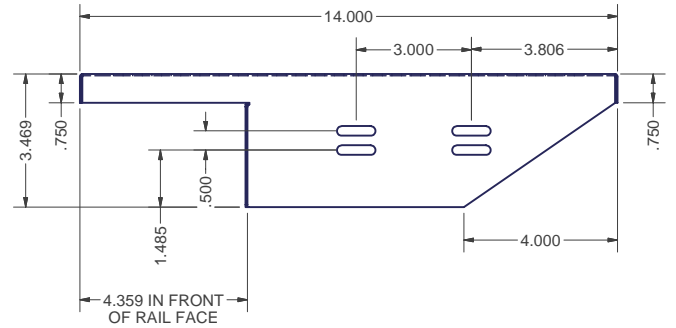
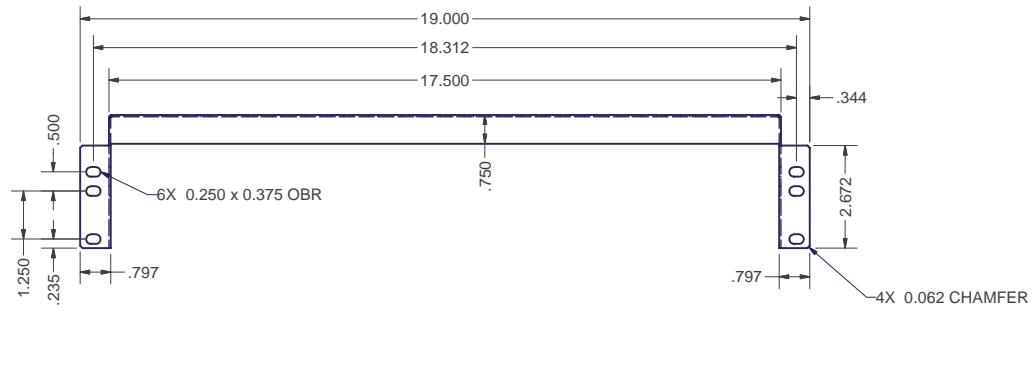


REVISION HISTORY			
REV	DESCRIPTION	DATE	APPROVED
2	ECO-01884	3/7/2007	WSS

2 NEW SHELF DESIGN - CHANGE TO TRUE 2U



- A) SHELF DIMENSIONS: 3.47"H x 17.50"W x 14.0"D
- B) RACK MOUNTING: 19" EIA
- C) WEIGHT CAPACITY: 80 LBS
- D) STANDARD TAB PLACEMENT: N/A
- E) MAXIMUM TAB PLACEMENT: N/A
- F) GAUGE: 18 GA CRS / POWDER COAT, BLACK TEXTURE



INTERPRET DRAWING PER ASME Y14.5M-1994
DIMENSIONAL LIMITS APPLY AFTER APPLICATION OF FINISH
DRAWING NOT TO SCALE
TOLERANCE UNLESS OTHERWISE NOTED:
ANGULAR +/- 1°
.XXXX +/- .010
.XXX +/- .015
.XX +/- .030
.X FOR REF. ONLY
UNLESS OTHERWISE SPECIFIED ALL DIMENSIONS ARE IN INCHES

**NOTICE:**  
Use of this document is subject to a confidentiality and nondisclosure agreement with Great Lakes Case & Cabinet Co., Inc. (GLCC) and may not be reproduced, disclosed or utilized in whole or in part without prior written authorization from GLCC.

PART NUMBER:	<b>720614</b>
QTY PER UNIT:	1
MATERIAL TYPE:	CRS
MATERIAL GAUGE:	18 GA
FINISH:	SEE NOTES
DRAWN	DATE
JAL	3/5/2007
CHECKED & APP.	DATE
WSS	3/7/2007

TITLE	<b>19"EIA STATIONARY SHELF - 14"D</b>	
	GREAT LAKES CASE & CABINET CO., INC.	
	P.O. BOX 551 EDINBORO, PA 16412	
	PHONE (814) 734-7303 FAX (814) 734-3907	
	E-MAIL glcc@greatcabinets.com	
DWG NO:	REV	SHEET: 1 OF 1
<b>1005168</b>	<b>2</b>	

