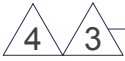


REVISION HISTORY			
REV	DESCRIPTION	DATE	APPROVED
2	ECO-01331	11/17/2003	WSS
3	ECO-02358	8/19/2008	FED
4	ECO-02633	8/19/2009	FED



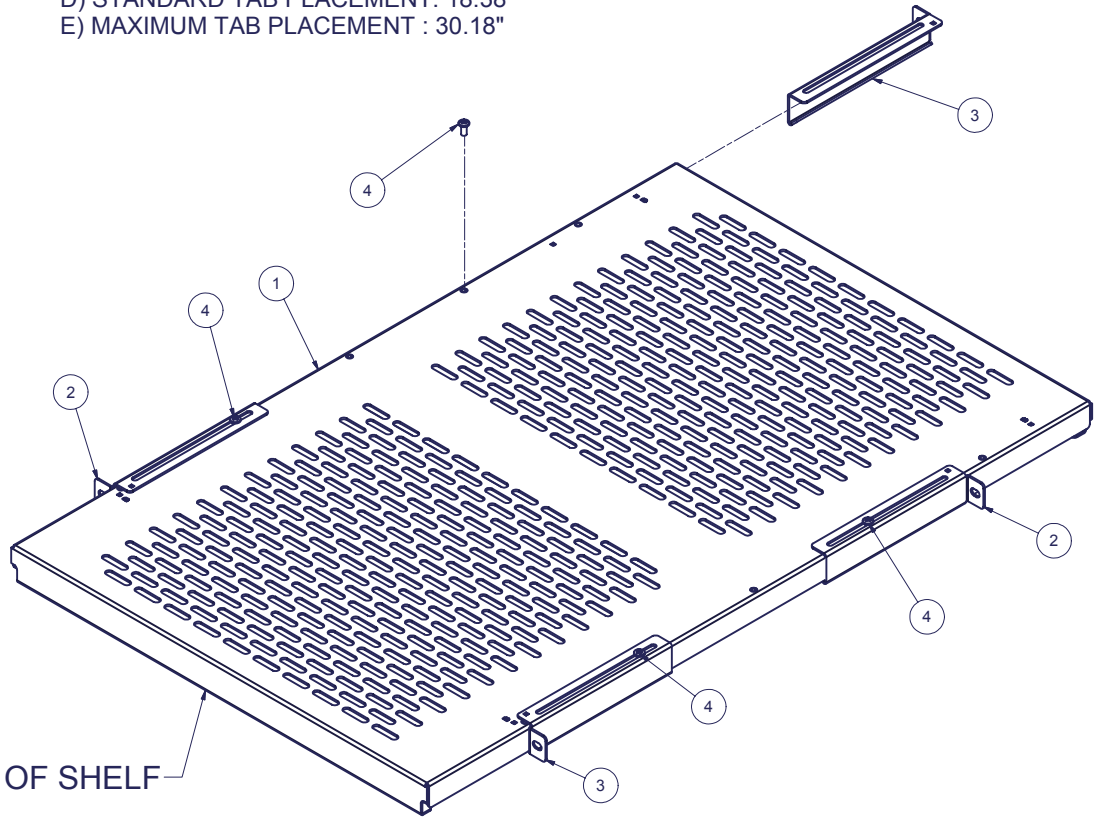
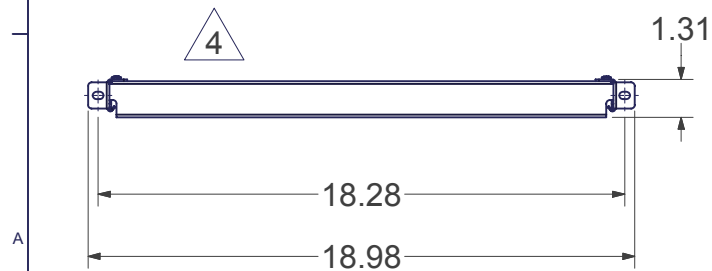
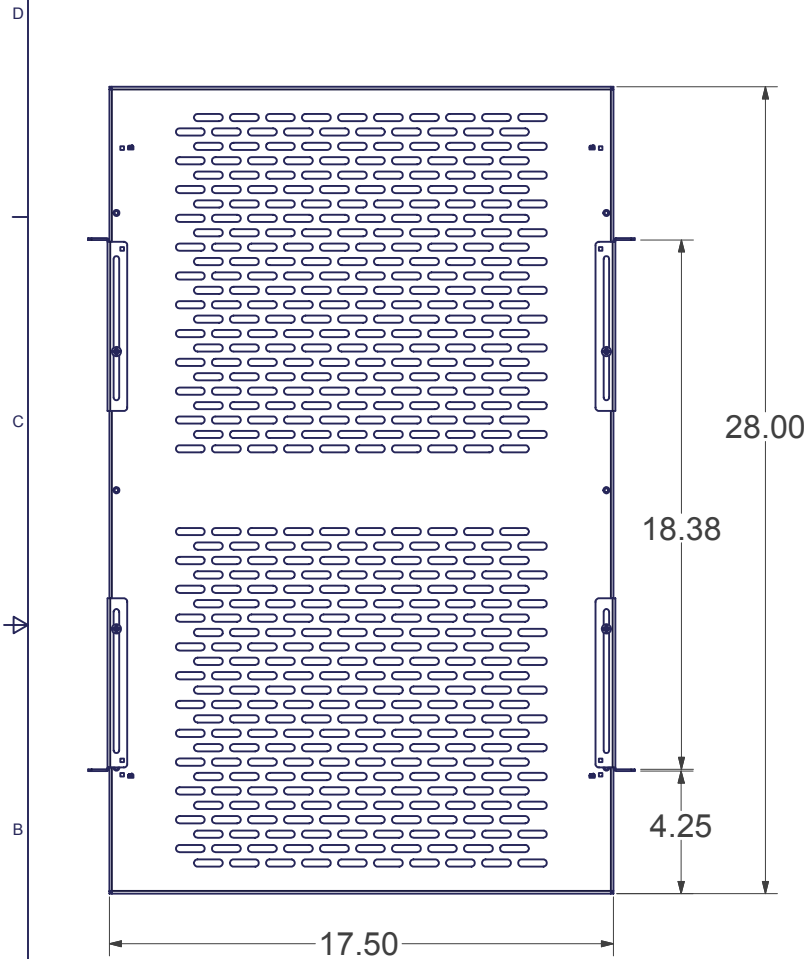
Bill of Material					
ITEM	PART NUMBER	QTY	DESCRIPTION	FILE NAME	REVISION
1	-	1	19" EIA, 28" DEEP, ADJUSTABLE SHELF	1000879.iam	3
2	-	2	TAB, LEFT HAND FOR MOUNTING STATIONARY ADJUSTABLE SHELVES	1000882.ipt	1
3	-	2	TAB, RIGHT HAND FOR MOUNTING STATIONARY ADJUSTABLE SHELVES	1000883.ipt	1
4	SCR832X375BLK	4	#8-32 x 3/8"L PAN HEAD PHIL ZN PL TYPE 23 SCREW	SCR832X375BLK.ipt	-

**SPECIAL NOTES:**

1) ASSEMBLE ITEMS #2, & #3 WITH #1 USING THE SECOND AND THIRD SQUARE ALIGNMENT HOLES FOR STANDARD GREAT LAKES TAB PLACEMENT (18.375").

2) SHELF DATA:

- A) SHELF DIMENSIONS: 17.50"W x 28"D x 1.25"H
- B) RACK MOUNTING: 19" EIA
- C) WEIGHT CAPACITY: 300 LBS.
- D) STANDARD TAB PLACEMENT: 18.38"
- E) MAXIMUM TAB PLACEMENT : 30.18"



FRONT OF SHELF

INTERPRET DRAWING PER ASME Y14.5M-1994 DIMENSIONAL LIMITS APPLY AFTER APPLICATION OF FINISH DRAWING NOT TO SCALE TOLERANCE UNLESS OTHERWISE NOTED: ANGULAR +/- 1° .XXXX +/- .010 .XXX +/- .015 .XX +/- .030 .X FOR REF. ONLY UNLESS OTHERWISE SPECIFIED ALL DIMENSIONS ARE IN INCHES
---

**NOTICE:**  
 Use of this document is subject to a confidentiality and nondisclosure agreement with Great Lakes Case & Cabinet Co., Inc. (GLCC) and may not be reproduced, disclosed or utilized in whole or in part without prior written authorization from GLCC.

PART NUMBER:	7206FRA28HD
QTY PER UNIT:	1
MATERIAL TYPE:	
MATERIAL GAUGE:	#16 GA
FINISH:	
DRAWN:	CA 10/14/02
CHECKED:	WSS 11-17-03

TITLE	19" EIA ADJ. 28" DEEP SHELF ASSEMBLY HEAVY DUTY (275 LB CAP.)		
GREAT LAKES CASE & CABINET CO., INC. P.O. BOX 551 EDINBORO, PA 16412 PHONE (814) 734-7303 FAX (814) 734-3907 E-MAIL glcc@greatcabinets.com			
DWG NO:	I000878	REV	4
		SHEET 1 OF 1	