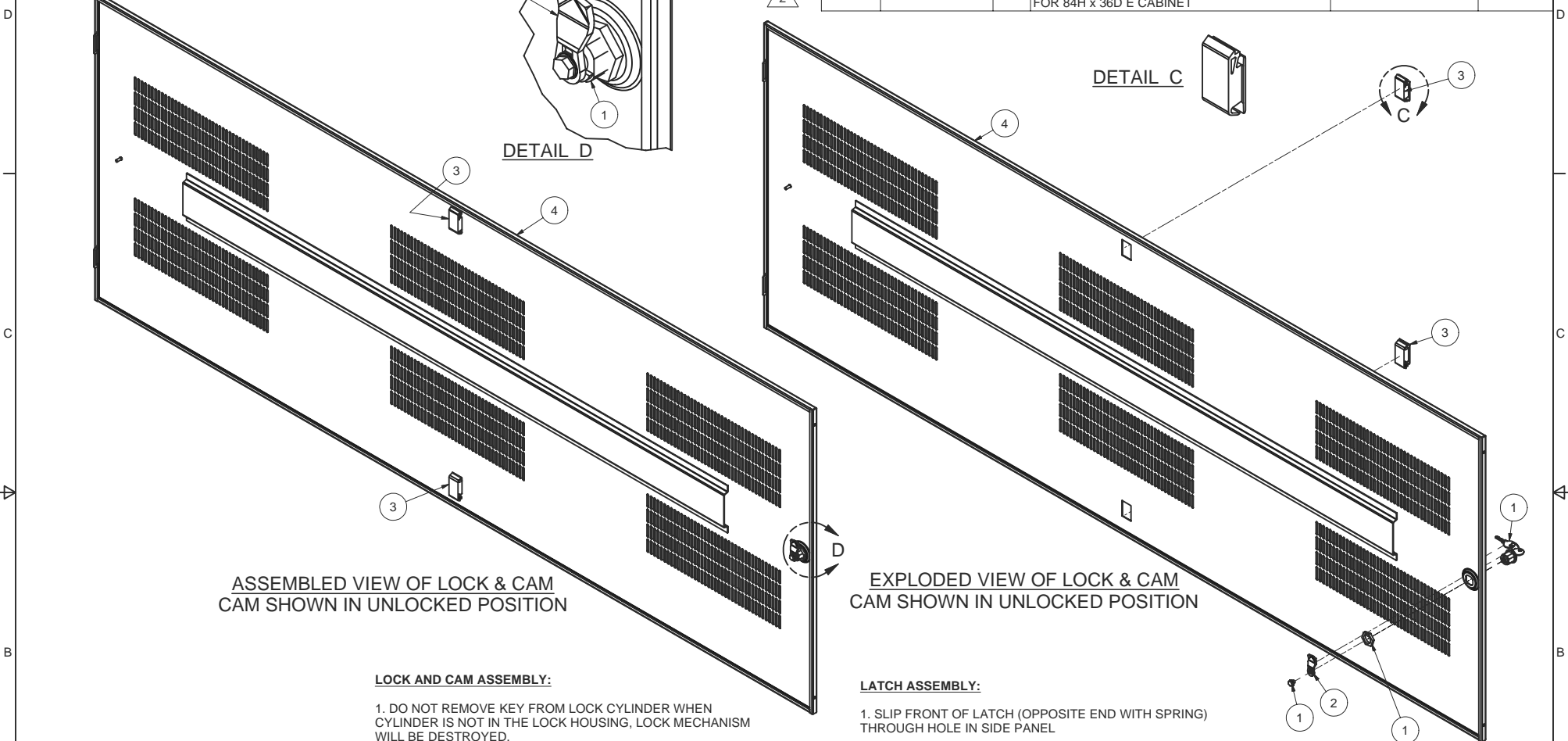


REVISION HISTORY			
REV	DESCRIPTION	DATE	APPROVED
1	ECO-01923	4/19/2007	WSS
2	ECO-02099	12/3/07	WSS

Bill of Material					
ITEM	PART NUMBER	QTY	DESCRIPTION	FILE NAME	REVISION
1	10117-32728	1	Austin Hardware 10117-32728 Black Die cast Lock	10117-32728.iam	-
2	2000614	1	CAM FOR SIDE PANELS	2000614.ipt	-
3	A34062512	2	SOUTHCO SLIDE LATCH, FLUSH	A34062512.ipt	-
4		1	SIDE PANEL VENTED LIFT-OFF WELDMENT FOR 84H x 36D E CABINET	I005011.iam	2

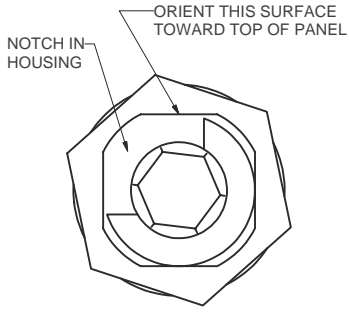


ASSEMBLED VIEW OF LOCK & CAM  
CAM SHOWN IN UNLOCKED POSITION

EXPLODED VIEW OF LOCK & CAM  
CAM SHOWN IN UNLOCKED POSITION

- LOCK AND CAM ASSEMBLY:**
- DO NOT REMOVE KEY FROM LOCK CYLINDER WHEN CYLINDER IS NOT IN THE LOCK HOUSING, LOCK MECHANISM WILL BE DESTROYED.
  - POSITION LOCK HOUSING AS SHOWN IN VIEW 3 - NOTE ORIENTATION OF NOTCH ON ITS INSIDE SURFACE AND THE ORIENTATION OF THE KEY IN CYLINDER.
  - SECURE LOCK HOUSING WITH NUT.
  - POSITION CAM AS SHOWN AND SECURE WITH SCREW.
  - TURN KEY TO VERIFY SMOOTH OPERATION OF LOCK.

- LATCH ASSEMBLY:**
- SLIP FRONT OF LATCH (OPPOSITE END WITH SPRING) THROUGH HOLE IN SIDE PANEL
  - SNAP BACK END OF LATCH INTO POSITION.
  - LATCH MUST TRAVEL FREELY ONCE INSTALLED - PULL LATCH BACK AGAINST ITS SPRING AND RELEASE. LATCH MUST TRAVEL BACK 1/4" UNDER ITS OWN SPRING TENSION.



LOCK DETAIL  
AS VIEWED FROM INSIDE



THIRD ANGLE  
PROJECTION

INTERPRET DRAWING PER ASME Y14.5M-1994
DIMENSIONAL LIMITS APPLY AFTER APPLICATION OF FINISH
DRAWING NOT TO SCALE
TOLERANCE UNLESS OTHERWISE NOTED:
ANGULAR +/- 1°
.XXXX +/- .010
.XXX +/- .015
.XX +/- .030
.X FOR REF. ONLY
UNLESS OTHERWISE SPECIFIED ALL DIMENSIONS ARE IN INCHES

**NOTICE:**  
Use of this document is subject to a confidentiality and nondisclosure agreement with Great Lakes Case & Cabinet Co., Inc. (GLCC) and may not be reproduced, disclosed or utilized in whole or in part without prior written authorization from GLCC.

PART NUMBER: <b>8411361ELLX100</b>	
QTY PER UNIT: 1	
MATERIAL TYPE: -	
MATERIAL GAUGE: -	
FINISH: -	
DRAWN: JAL	DATE: 5/1/2003
CHECKED & APP. WSS	DATE: 2/7/2007

TITLE <b>SIDE PANEL VENTED LIFT-OFF FOR 84H x 36D E CABINET, ASSEMBLY</b>	
GREAT LAKES CASE & CABINET CO., INC. P.O. BOX 551 EDINBORO, PA 16412 PHONE (814) 734-7303 FAX (814) 734-3907 E-MAIL glcc@greatcabinets.com	
DWG NO: <b>I005010</b>	REV: <b>2</b>
SHEET: 1 OF 1	

REVISION HISTORY			
REV	DESCRIPTION	DATE	APPROVED
1	ECO-01923	4/19/2007	WSS
2	ECO-02099	12/3/07	WSS

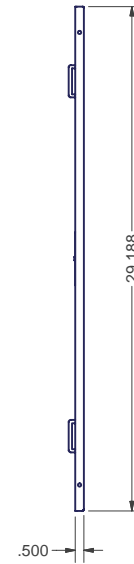
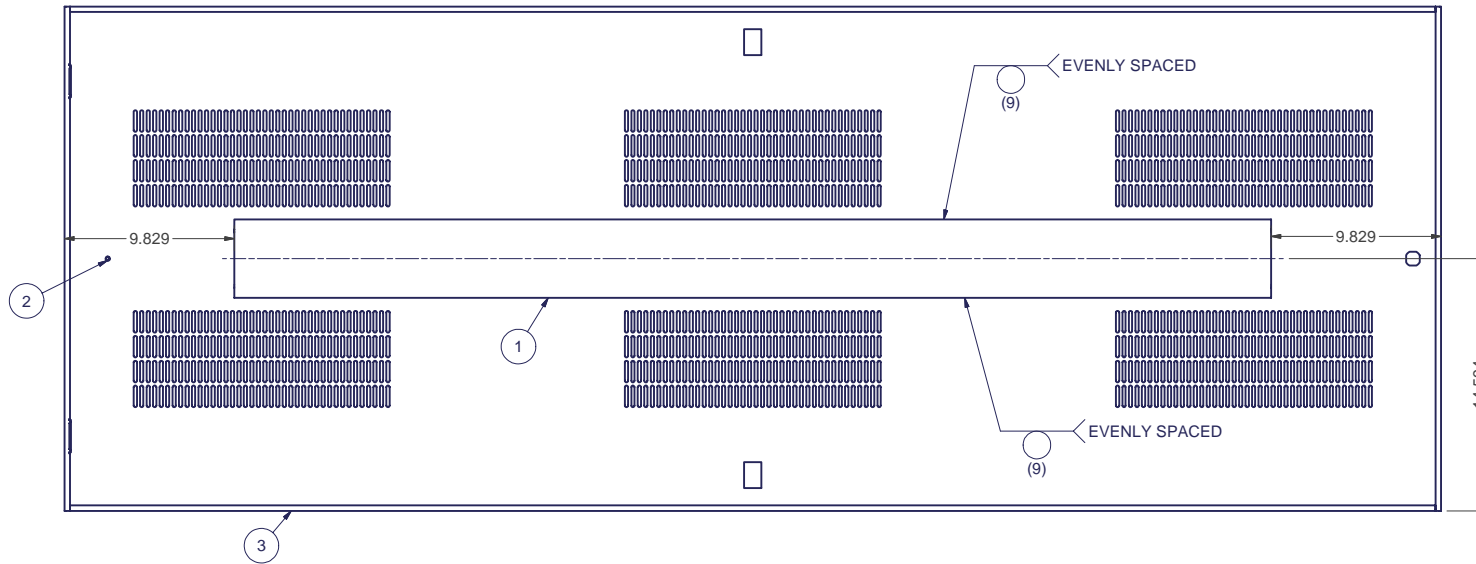
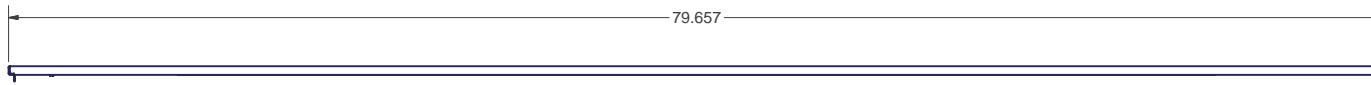
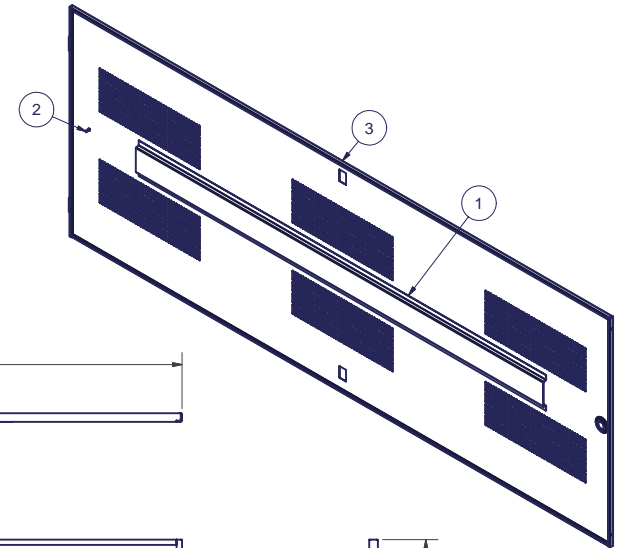
Bill of Material					
ITEM	PART NUMBER	QTY	DESCRIPTION	FILE NAME	REVISION
1		1	STIFFENER FOR 72" H E CABINET LIFT-OFF SIDE PANELS	1000224.ipt	4
2	101208260	1	#10-32 x 1/2"L WELD STUD (NELSON)	101208260.ipt	-
3		1	SIDE PANEL, SOLID, VENTED, FOR 84H x 36D E CABINET	1005012.ipt	0

**SPECIAL NOTES:**

1. FINISH PER TD-09-103 (POWDER COAT), CLASS B, TEXTURE LEVEL 3, - ALL SURFACES UNLESS OTHERWISE NOTED.

2. DIMENSIONS APPLY BEFORE APPLICATION OF FINISH: ADD .005" TO EACH SURFACE FOR INSPECTION.

3. INSTALL ITEM #2 ON CENTER PUNCH MARK.



INTERPRET DRAWING PER ASME Y14.5M-1994
DIMENSIONAL LIMITS APPLY AFTER APPLICATION OF FINISH
DRAWING NOT TO SCALE
TOLERANCE UNLESS OTHERWISE NOTED:
ANGULAR +/- 1'
.XXXX +/- .010
.XXX +/- .015
.XX +/- .030
.X FOR REF. ONLY
UNLESS OTHERWISE SPECIFIED ALL DIMENSIONS ARE IN INCHES

**NOTICE:**  
Use of this document is subject to a confidentiality and nondisclosure agreement with Great Lakes Case & Cabinet Co., Inc. (GLCC) and may not be reproduced, disclosed or utilized in whole or in part without prior written authorization from GLCC.

PART NUMBER:	
QTY PER UNIT:	1
MATERIAL TYPE:	-
MATERIAL GAUGE:	
FINISH:	SEE NOTES
DRAWN:	JAL
DATE:	5/12/2003
CHECKED & APP.:	WSS
DATE:	2/7/2007

TITLE		SIDE PANEL VENTED LIFT-OFF WELDMENT FOR 84H x 36D E CABINET	
GREAT LAKES CASE & CABINET CO., INC.			
P.O. BOX 551 EDINBORO, PA 16412			
PHONE (814) 734-7303 FAX (814) 734-3907			
E-MAIL glcc@greatcabinets.com			
DWG NO:	1005011	REV	2
SHEET: 1 OF 1			

