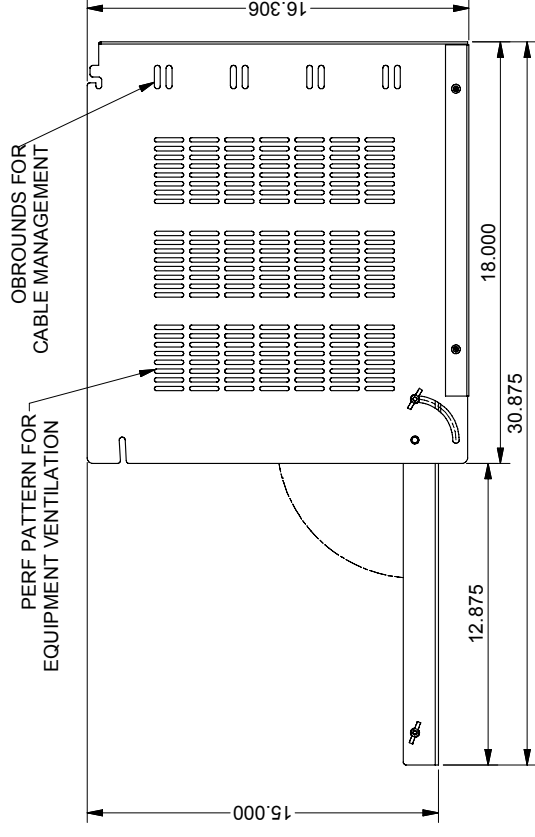
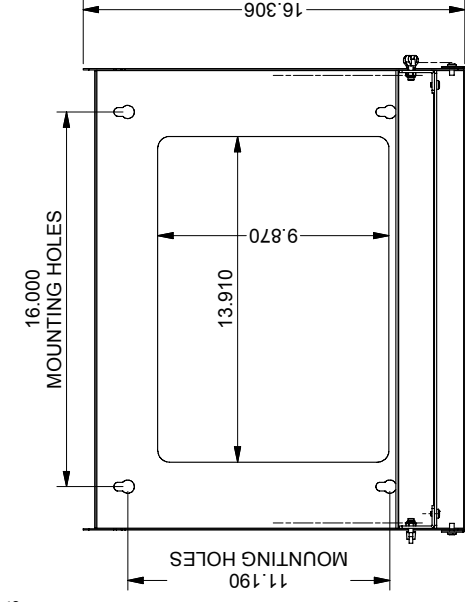
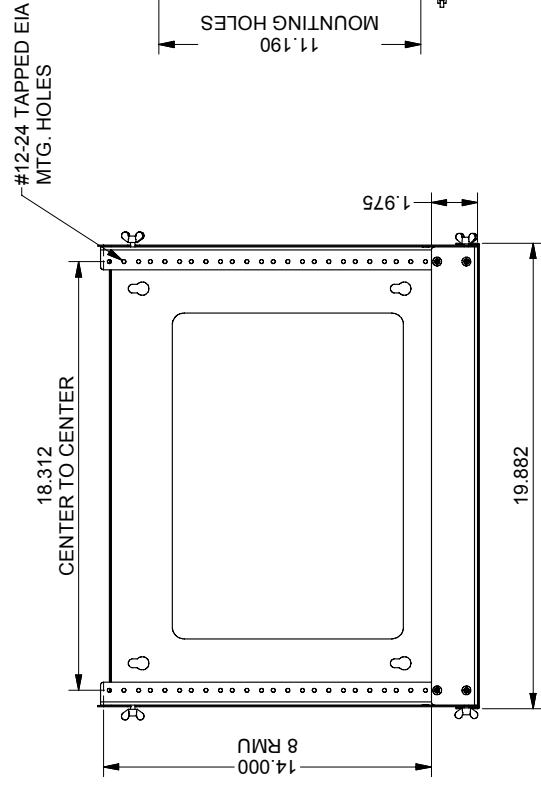
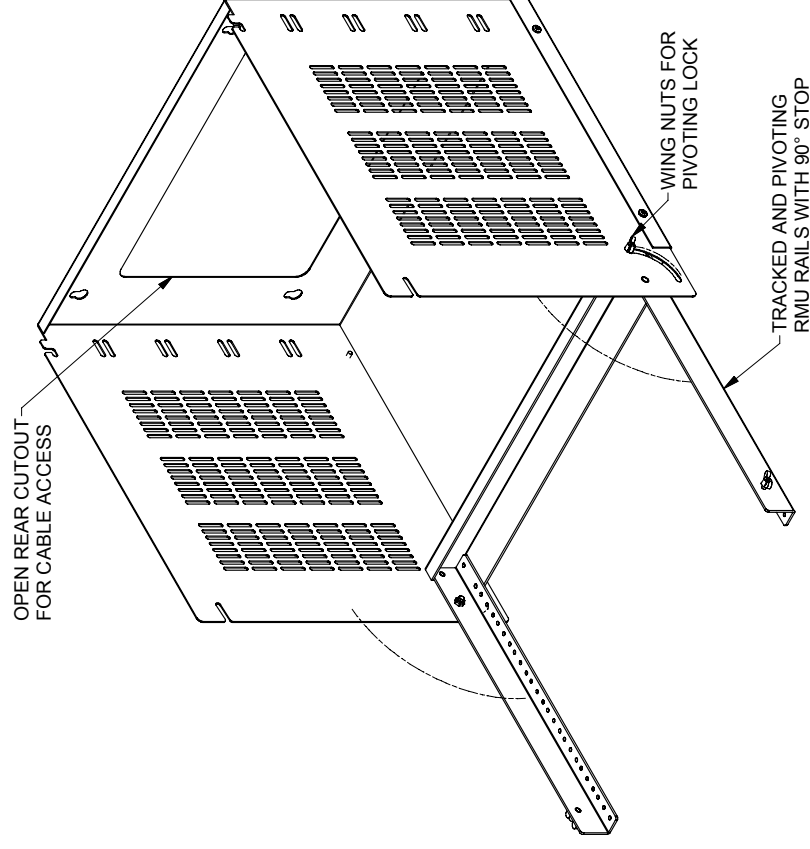
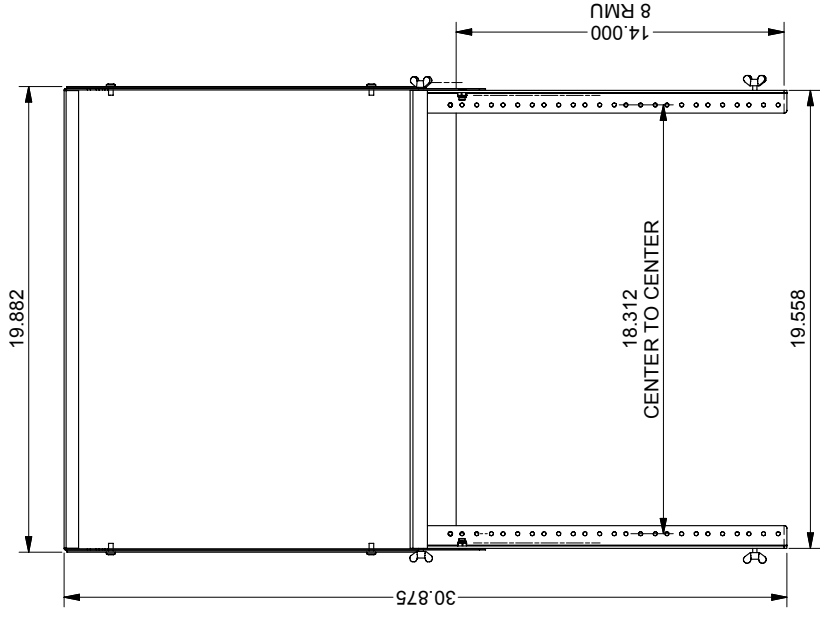


-OPTIONAL FRONT AND TOP COVER KIT AVAILABLE FOR ADDED SECURITY-

CONSTRUCTION:

- BOLT TOGETHER BOTTOM PANEL AND MAIN BODY
- BOLT ON PIVOTING RAIL ASSEMBLY
- DURABLE TEXTURE POWDER COAT
- #12 GA C.R.S. EQUIPMENT MOUNTING RAIL ASSEMBLY
- #16 GA C.R.S. ENCLOSURE AND BOTTOM PANEL



INTERPRET DRAWING PER ASME Y14.5M-1994
 DIMENSIONAL LIMITS APPLY
 AFTER APPLICATION OF FINISH
 DRAWING NOT TO SCALE
 TOLERANCE UNLESS OTHERWISE NOTED:
 ANGULAR +/- 1
 .XXX +/- .010
 .XX +/- .030
 X FOR REF. ONLY
 UNLESS OTHERWISE SPECIFIED
 ALL DIMENSIONS ARE IN INCHES

NOTICE:
 Use of this document is subject to a confidentiality and nondisclosure agreement with Great Lakes Case & Cabinet Co., Inc. (GLCC) and may not be reproduced, disclosed or utilized in whole or in part without prior written authorization from GLCC.

PART NUMBER:	1
QTY PER UNIT:	1
MATERIAL TYPE:	
MATERIAL GAUGE:	
FINISH:	SEE NOTES
DRAWN:	DATE: 1/11/2011
CHECKED & APP.:	DATE: 1/11/2011
WSS:	

TILT PANEL MOUNT
 GREAT LAKES CASE & CABINET CO., INC.
 P.O. BOX 551 EDINBORO, PA 16412
 PHONE (814) 734-7303 FAX (814) 734-3907
 E-MAIL glcc@greatcabinets.com

DWG NO:	1013250	REV:	0	SHEET:	1 OF 1
---------	---------	------	---	--------	--------

